







UCT Congregational Assessment Survey

1. On the average, about how many times have you attended UCT worship services during the past year?			Response Percent	Response Count
None			0.6%	1
About once or twice a year			3.7%	6
About once or twice every three months			3.1%	5
About once a month			6.1%	10
About two or three times a month			44.2%	72
Four times a month or more			42.3%	69
			<i>answered question</i>	163
			<i>skipped question</i>	3







2. Which Sunday Service do you normally attend?			Response Percent	Response Count
9:00 a.m.			26.5%	43
11:00 a.m.			73.5%	119
			<i>answered question</i>	162
			<i>skipped question</i>	4

3. In how many church committees and groups do you regularly participate (not counting congregational membership itself)?			Response Percent	Response Count
None			23.0%	37
One			43.5%	70
Two			21.7%	35
Three			7.5%	12
Four or more			4.4%	7
			<i>answered question</i>	161
			<i>skipped question</i>	5




4. How long have you been a member of Unity Church of the Triangle?

		Response Percent	Response Count
Not a member		22.1%	36
One year or less		16.0%	26
2-4 years		29.5%	48
5-9 years		19.0%	31
10-19 years		8.6%	14
20 or more years		4.9%	8
		answered question	163
		skipped question	3










5. How long does it usually take you to drive from home to church?

		Response Percent	Response Count
5 minutes or less		5.5%	9
6-10 minutes		7.4%	12
11-15 minutes		20.9%	34
16-30 minutes		54.6%	89
31-44 minutes		9.2%	15
45 or more minutes		2.5%	4
		answered question	163
		skipped question	3








6. Has your involvement in the congregation increased, decreased or remained about the same in the last year?

		Response Percent	Response Count
Increased		34.4%	56
Remained the same		44.2%	72
Decreased		21.5%	35
		answered question	163
		skipped question	3










7. If your participation has INCREASED, which of the following are reasons for that? (check all that apply)

		Response Percent	Response Count
More time available		15.9%	10
Children		6.4%	4
Accepted office or other new responsibility in church		39.7%	25
Church location		15.9%	10
Better health		9.5%	6
More interest in spirituality		61.9%	39
More positive attitude toward the church		33.3%	21
Transferred from another church		9.5%	6
Church facilities		7.9%	5
		answered question	63
		skipped question	103




8. If your participation has DECREASED, which of the following are reasons for that? (check all that apply)

		Response Percent	Response Count
Less time available		46.2%	18
Children		15.4%	6
Given up office or other responsibility in church		18.0%	7
Church location		30.8%	12
Health issues		15.4%	6
Less interest in spirituality		2.6%	1
More negative attitude toward church		33.3%	13
Transferred to another church		0.0%	0
Church facilities		18.0%	7
		answered question	39
		skipped question	127







9. Approximately how much does your family household contribute to this church per year? (if single or widowed, you as an individual) (exclude Capital Campaign donations)

		Response Percent	Response Count
Under \$200		9.4%	14
\$200 - 599		15.4%	23
\$600 - 999		12.8%	19
\$1,000 - 1,499		18.8%	28
\$1,500 - 2,499		14.8%	22
\$2,500 - 3,499		9.4%	14
\$3,500 - 4,999		6.7%	10
\$5,000 - 7,499		7.4%	11
Over \$7,500		5.4%	8
		<i>answered question</i>	149
		<i>skipped question</i>	17






10. Have you participated in the Capital Campaign?

		Response Percent	Response Count
Yes		47.7%	73
No		42.5%	65
What's the Capital Campaign?		9.8%	15
		<i>answered question</i>	153
		<i>skipped question</i>	13






11. How did you find out about Unity Church of the Triangle?

		Response Percent	Response Count
From a friend		44.7%	68
Saw the church		4.6%	7
Newspaper		1.3%	2
From another Unity Church		15.8%	24
Web site		7.9%	12
Other		25.7%	39
		answered question	152
		skipped question	14






12. UCT offers Sunday Services that provide a meaningful experience.

		Response Percent	Response Count
Agree strongly		60.8%	93
Agree		35.3%	54
Disagree		1.3%	2
Disagree strongly		2.0%	3
Don't know		0.7%	1
		answered question	153
		skipped question	13






13. UCT provides a Sunday Service that illuminates the Bible.

		Response Percent	Response Count
Agree strongly		6.5%	10
Agree		40.9%	63
Disagree		38.3%	59
Disagree strongly		8.4%	13
Don't know		5.8%	9
		answered question	154
		skipped question	12






14. UCT provides a Sunday Service that highlights other faiths.

		Response Percent	Response Count
Agree strongly		18.2%	28
Agree		72.1%	111
Disagree		5.8%	9
Disagree strongly		0.7%	1
Don't know		3.3%	5
		answered question	154
		skipped question	12






15. UCT helps you deepen your personal, spiritual relationship with God.

		Response Percent	Response Count
Agree strongly		60.1%	92
Agree		34.0%	52
Disagree		3.9%	6
Disagree strongly		1.3%	2
Don't know		0.7%	1
		answered question	153
		skipped question	13






16. UCT engages in acts of charity and service to persons in need.

		Response Percent	Response Count
Agree strongly		17.7%	27
Agree		58.8%	90
Disagree		7.2%	11
Disagree strongly		2.6%	4
Don't know		13.7%	21
		answered question	153
		skipped question	13






17. UCT encourages you to act on the relationship of your spiritual beliefs to social, political and economic issues.

		Response Percent	Response Count
Agree strongly		27.3%	42
Agree		55.8%	86
Disagree		11.0%	17
Disagree strongly		0.7%	1
Don't know		5.2%	8
		answered question	154
		skipped question	12






18. UCT provides a caring ministry for those who cannot come to church.

		Response Percent	Response Count
Agree strongly		5.2%	8
Agree		28.6%	44
Disagree		9.1%	14
Disagree strongly		4.6%	7
Don't know		52.6%	81
		answered question	154
		skipped question	12






19. UCT provides pastoral care to help you deal with personal problems, illness and bereavement.

		Response Percent	Response Count
Agree strongly		21.9%	33
Agree		48.3%	73
Disagree		7.3%	11
Disagree strongly		2.7%	4
Don't know		19.9%	30
		answered question	151
		skipped question	15






20. UCT provides fellowship opportunities for you.

		Response Percent	Response Count
Agree strongly		46.7%	71
Agree		48.0%	73
Disagree		2.6%	4
Disagree strongly		1.3%	2
Don't know		1.3%	2
		answered question	152
		skipped question	14






21. UCT helps you understand the use of tithes, talents, time and treasures as expressions of God's love.

		Response Percent	Response Count
Agree strongly		34.4%	52
Agree		53.6%	81
Disagree		4.0%	6
Disagree strongly		1.3%	2
Don't know		6.6%	10
		answered question	151
		skipped question	15






22. UCT helps you discover your own gifts for ministry and service.

		Response Percent	Response Count
Agree strongly		23.8%	36
Agree		52.3%	79
Disagree		11.9%	18
Disagree strongly		2.0%	3
Don't know		9.9%	15
		answered question	151
		skipped question	15






23. UCT participates in activities and programs with other religious groups.

		Response Percent	Response Count
Agree strongly		15.2%	23
Agree		62.3%	94
Disagree		8.0%	12
Disagree strongly		0.7%	1
Don't know		13.9%	21
		answered question	151
		skipped question	15






24. UCT expresses Unity principles.

		Response Percent	Response Count
Agree strongly		39.1%	59
Agree		50.3%	76
Disagree		4.6%	7
Disagree strongly		2.7%	4
Don't know		3.3%	5
		answered question	151
		skipped question	15






25. Members are well informed about what the various committees and groups in the church are doing.

		Response Percent	Response Count
Agree strongly		17.2%	26
Agree		54.3%	82
Disagree		19.2%	29
Disagree strongly		1.3%	2
Don't know		8.0%	12
		answered question	151
		skipped question	15






26. The activities taking place in the congregation are well publicized in the surrounding community.

		Response Percent	Response Count
Agree strongly		4.6%	7
Agree		23.7%	36
Disagree		27.6%	42
Disagree strongly		2.0%	3
Don't know		42.1%	64
		<i>answered question</i>	152
		<i>skipped question</i>	14






27. Study of the needs of the congregation and the community is regularly undertaken for church planning.

		Response Percent	Response Count
Agree strongly		11.2%	17
Agree		45.4%	69
Disagree		13.8%	21
Disagree strongly		1.3%	2
Don't know		28.3%	43
		<i>answered question</i>	152
		<i>skipped question</i>	14






28. Members and groups get a lot of support and encouragement for trying something new in the congregation.

		Response Percent	Response Count
Agree strongly		8.7%	13
Agree		46.7%	70
Disagree		10.7%	16
Disagree strongly		0.7%	1
Don't know		33.3%	50
		<i>answered question</i>	150
		<i>skipped question</i>	16






29. Members are encouraged to discover their particular gifts for ministry and service.

		Response Percent	Response Count
Agree strongly		15.1%	23
Agree		58.6%	89
Disagree		7.9%	12
Disagree strongly		1.3%	2
Don't know		17.1%	26
		answered question	152
		skipped question	14






30. Lay leaders are provided the training they need for their committee and task assignments.

		Response Percent	Response Count
Agree strongly		5.9%	9
Agree		36.8%	56
Disagree		8.6%	13
Disagree strongly		2.6%	4
Don't know		46.1%	70
		answered question	152
		skipped question	14






31. Every member who is capable and interested has an equal opportunity to hold key leadership positions.

		Response Percent	Response Count
Agree strongly		17.8%	27
Agree		45.4%	69
Disagree		5.3%	8
Disagree strongly		1.3%	2
Don't know		30.3%	46
		answered question	152
		skipped question	14






32. Prayer and meditation help decide important decisions.

		Response Percent	Response Count
Agree strongly		39.3%	59
Agree		45.3%	68
Disagree		2.7%	4
Disagree strongly		0.7%	1
Don't know		12.0%	18
		answered question	150
		skipped question	16






33. Decisions about the life of the church are normally made with open discussion by church leaders and members.

		Response Percent	Response Count
Agree strongly		16.5%	25
Agree		52.6%	80
Disagree		8.6%	13
Disagree strongly		2.6%	4
Don't know		19.7%	30
		answered question	152
		skipped question	14






34. Disagreements and conflicts are dealt with openly and constructively.

		Response Percent	Response Count
Agree strongly		4.0%	6
Agree		29.1%	44
Disagree		8.0%	12
Disagree strongly		4.0%	6
Don't know		55.0%	83
		answered question	151
		skipped question	15






35. The current morale of our church is high.

		Response Percent	Response Count
Agree Strongly		19.9%	30
Agree		53.0%	80
Disagree		9.9%	15
Disagree Strongly		2.7%	4
Don't know		14.6%	22
		answered question	151
		skipped question	15






36. There is a sense of excitement among members about our church's future.

		Response Percent	Response Count
Agree Strongly		19.9%	30
Agree		47.7%	72
Disagree		13.9%	21
Disagree Strongly		0.7%	1
Don't know		17.9%	27
		answered question	151
		skipped question	15






37. Our church's identity, as it is, is one with which I feel comfortable.

		Response Percent	Response Count
Agree Strongly		32.7%	49
Agree		52.7%	79
Disagree		7.3%	11
Disagree Strongly		3.3%	5
Don't know		4.0%	6
		answered question	150
		skipped question	16






38. Our congregation feels like one large family.

		Response Percent	Response Count
Agree Strongly		20.7%	31
Agree		46.0%	69
Disagree		22.0%	33
Disagree Strongly		3.3%	5
Don't know		8.0%	12
		answered question	150
		skipped question	16





39. I have a clear understanding of our church's purpose.

		Response Percent	Response Count
Agree Strongly		19.2%	29
Agree		49.7%	75
Disagree		17.9%	27
Disagree Strongly		5.3%	8
Don't know		8.0%	12
		answered question	151
		skipped question	15






40. I have a strong sense of belonging to this congregation.

		Response Percent	Response Count
Agree Strongly		27.0%	40
Agree		50.7%	75
Disagree		16.2%	24
Disagree Strongly		2.0%	3
Don't know		4.1%	6
		answered question	148
		skipped question	18






41. Being at this church has made a difference in my spiritual life.

		Response Percent	Response Count
Agree Strongly		53.6%	81
Agree		43.1%	65
Disagree		1.3%	2
Disagree Strongly		0.0%	0
Don't know		2.0%	3
		answered question	151
		skipped question	15






42. Provides administrative leadership for the congregation's ministry.

		Response Percent	Response Count
Agree strongly		19.3%	29
Agree		54.7%	82
Disagree		4.0%	6
Disagree strongly		1.3%	2
Don't know		20.7%	31
		answered question	150
		skipped question	16






43. Actively and visibly supports the church's prosperity consciousness.

		Response Percent	Response Count
Agree strongly		19.5%	29
Agree		62.4%	93
Disagree		3.4%	5
Disagree strongly		2.0%	3
Don't know		12.8%	19
		answered question	149
		skipped question	17






44. Plans and leads a program of new member education.

		Response Percent	Response Count
Agree strongly		34.9%	52
Agree		57.7%	86
Disagree		2.0%	3
Disagree strongly		0.7%	1
Don't know		4.7%	7
		answered question	149
		skipped question	17






45. Participates in local community activities, issues and problems.

		Response Percent	Response Count
Agree strongly		6.7%	10
Agree		53.3%	80
Disagree		8.7%	13
Disagree strongly		2.0%	3
Don't know		29.3%	44
		answered question	150
		skipped question	16





46. Raises social justice issues.

		Response Percent	Response Count
Agree strongly		8.7%	13
Agree		40.9%	61
Disagree		17.5%	26
Disagree strongly		4.0%	6
Don't know		28.9%	43
		answered question	149
		skipped question	17






47. Plans and leads Sunday Services that are sensitive to the needs of the congregation.

		Response Percent	Response Count
Agree strongly		20.3%	30
Agree		59.5%	88
Disagree		10.1%	15
Disagree strongly		2.0%	3
Don't know		8.1%	12
		answered question	148
		skipped question	18






48. Emphasizes the spiritual development of members.

		Response Percent	Response Count
Agree strongly		39.3%	59
Agree		54.0%	81
Disagree		5.3%	8
Disagree strongly		1.3%	2
Don't know		0.0%	0
		answered question	150
		skipped question	16






49. Participates in denominational activities beyond the local church; that is, at the regional or national level.

		Response Percent	Response Count
Agree strongly		5.4%	8
Agree		46.3%	69
Disagree		3.4%	5
Disagree strongly		2.7%	4
Don't know		42.3%	63
		answered question	149
		skipped question	17




50. Develops and supports spiritual education programs for children and youth.

		Response Percent	Response Count
Agree strongly		28.2%	42
Agree		58.4%	87
Disagree		5.4%	8
Disagree strongly		0.7%	1
Don't know		7.4%	11
		answered question	149
		skipped question	17



51. Provides meaningful and spiritual education for adults.

		Response Percent	Response Count
Agree strongly		32.9%	49
Agree		60.4%	90
Disagree		3.4%	5
Disagree strongly		0.7%	1
Don't know		2.7%	4
		answered question	149
		skipped question	17




52. Time for members to greet each other

		Response Percent	Response Count
Need more		10.1%	15
About right		88.6%	132
Need less		1.3%	2
		answered question	149
		skipped question	17




53. A service that is spiritually inspiring

		Response Percent	Response Count
Need more		20.3%	30
About right		79.7%	118
Need less		0.0%	0
<i>answered question</i>			148
<i>skipped question</i>			18

54. A service that is intellectually challenging

		Response Percent	Response Count
Need more		12.8%	19
About right		83.2%	124
Need less		4.0%	6
<i>answered question</i>			149
<i>skipped question</i>			17




55. Lay participation in the service

		Response Percent	Response Count
Need more		6.8%	10
About right		89.1%	131
Need less		4.1%	6
<i>answered question</i>			147
<i>skipped question</i>			19




56. Use of inclusive, non-sexist language

		Response Percent	Response Count
Need more		7.5%	11
About right		91.2%	134
Need less		1.4%	2
		<i>answered question</i>	147
		<i>skipped question</i>	19




57. Biblical references

		Response Percent	Response Count
Need more		31.5%	47
About right		63.8%	95
Need less		4.7%	7
		<i>answered question</i>	149
		<i>skipped question</i>	17




58. Use of Unity purpose or affirmation statements

		Response Percent	Response Count
Need more		16.8%	25
About right		80.5%	120
Need less		2.7%	4
		<i>answered question</i>	149
		<i>skipped question</i>	17




59. Silent prayer/meditation

		Response Percent	Response Count
Need more		10.7%	16
About right		86.6%	129
Need less		2.7%	4
<i>answered question</i>			149
<i>skipped question</i>			17




60. Parts of the service especially for children

		Response Percent	Response Count
Need more		12.2%	18
About right		81.6%	120
Need less		6.1%	9
<i>answered question</i>			147
<i>skipped question</i>			19









61. Use of contemporary styles of message and language

		Response Percent	Response Count
Need more		2.7%	4
About right		96.0%	143
Need less		1.3%	2
<i>answered question</i>			149
<i>skipped question</i>			17



62. Services at times other than Sunday morning

		Response Percent	Response Count
Need more		15.4%	22
About right		82.5%	118
Need less		2.1%	3
		answered question	143
		skipped question	23




63. If you could choose any time on Sunday morning, what time would you prefer for church service to start?

		Response Percent	Response Count
Before 8:00 a.m.		0.0%	0
8:00 a.m.		0.7%	1
8:30 a.m.		2.7%	4
9:00 a.m.		13.7%	20
9:30 a.m.		2.7%	4
10:00 a.m.		30.1%	44
10:30 a.m.		9.6%	14
11:00 a.m.		38.4%	56
11:30 a.m. or later		2.1%	3
		answered question	146
		skipped question	20




64. Touches directly on my everyday life

		Response Percent	Response Count
Need more		17.3%	26
About right		82.7%	124
Need less		0.0%	0
		answered question	150
		skipped question	16



65. Contains scholarly or literary illustrations

		Response Percent	Response Count
Need more		11.3%	17
About right		88.0%	132
Need less		0.7%	1
		<i>answered question</i>	150
		<i>skipped question</i>	16




66. Is Biblically based and illustrated

		Response Percent	Response Count
Need more		29.7%	44
About right		62.8%	93
Need less		7.4%	11
		<i>answered question</i>	148
		<i>skipped question</i>	18




67. Makes me reflect on issues and events that go beyond my personal life and local community

		Response Percent	Response Count
Need more		15.5%	23
About right		84.5%	125
Need less		0.0%	0
		<i>answered question</i>	148
		<i>skipped question</i>	18



68. Is challenging and thought provoking



		Response Percent	Response Count
Need more		18.2%	27
About right		81.1%	120
Need less		0.7%	1
		answered question	148
		skipped question	18



69. Obviously flows from the minister's own personal faith and spiritual convictions




		Response Percent	Response Count
Need more		2.7%	4
About right		92.7%	140
Need less		4.6%	7
		answered question	151
		skipped question	15

70. Is comforting and reassuring








		Response Percent	Response Count
Need more		10.1%	15
About right		89.9%	133
Need less		0.0%	0
		answered question	148
		skipped question	18

71. Is thoughtfully organized and skillfully delivered			Response Percent	Response Count
Need more			21.0%	31
About right			79.1%	117
Need less			0.0%	0
			<i>answered question</i>	148
			<i>skipped question</i>	18




72. Is spiritually moving and inspirational			Response Percent	Response Count
Need more			18.9%	28
About right			81.1%	120
Need less			0.0%	0
			<i>answered question</i>	148
			<i>skipped question</i>	18

73. Sets forth various sides of an issue without advocating one position as the only position			Response Percent	Response Count
Need more			10.2%	15
About right			87.8%	129
Need less			2.0%	3
			<i>answered question</i>	147
			<i>skipped question</i>	19




74. Do you volunteer in UCT's Music Program? Please check all that apply.

		Response Percent	Response Count
Do not volunteer in Music Program		78.4%	109
Choir		20.9%	29
Soul Essence		3.6%	5
Spirit Sisters		2.9%	4
Band		2.9%	4
Randy and Friends		2.2%	3
Soloist		1.4%	2
Piano		0.0%	0
Other (please specify)			9
		answered question	139
		skipped question	27




75. The Choir should sing at Sunday services:

		Response Percent	Response Count
Less often		11.6%	17
About the same		48.0%	70
More often		40.4%	59
		answered question	146
		skipped question	20




76. Outside groups should sing:

		Response Percent	Response Count
Less often		16.8%	25
About the same		59.1%	88
More often		24.2%	36
		answered question	149
		skipped question	17




77. Use of new or unfamiliar songs should be:

		Response Percent	Response Count
Decreased		7.5%	11
Kept the same		55.8%	82
Increased		36.7%	54
		answered question	147
		skipped question	19

78. I prefer the use of:

		Response Percent	Response Count
Traditional songs		13.4%	20
Contemporary songs		44.3%	66
No preference		42.3%	63
		answered question	149
		skipped question	17

79. The congregation should sing:

		Response Percent	Response Count
More songs		10.7%	16
Same amount of songs		71.8%	107
Fewer songs		17.5%	26
No songs		0.0%	0
		answered question	149
		skipped question	17

80. The Lord's Prayer should:

		Response Percent	Response Count
Be sung in traditional language		45.1%	64
Be sung in modern language		39.4%	56
Not be sung at all		15.5%	22
		answered question	142
		skipped question	24

81. Overall, I am:

		Response Percent	Response Count
Very satisfied with the music program		48.7%	73
Generally satisfied with the music program		36.7%	55
Dissatisfied with the music program		12.7%	19
Not concerned with the music program		2.0%	3
		answered question	150
		skipped question	16

82. Adult Program Options

	Need more	About right	Need less	Response Count
Study groups dealing with the Bible and theology	34.3% (48)	55.7% (78)	10.0% (14)	140
Study groups dealing with Unity principles	38.9% (56)	60.4% (87)	0.7% (1)	144
Study groups dealing with world religions	41.6% (57)	50.4% (69)	8.0% (11)	137
Study and discussion groups dealing with contemporary issues, topics and problems	37.3% (53)	59.9% (85)	2.8% (4)	142
Prayer, meditation and spirituality groups	32.6% (47)	64.6% (93)	2.8% (4)	144
Support groups in which members share feelings, problems and personal experiences	30.9% (43)	61.9% (86)	7.2% (10)	139
Fellowship events or hobby groups	31.7% (44)	66.2% (92)	2.2% (3)	139
In home book studies	7.8% (11)	87.9% (124)	4.3% (6)	141
Groups that work on community or social issues	42.3% (60)	54.9% (78)	2.8% (4)	142
Recreation/athletic activities	30.7% (43)	65.0% (91)	4.3% (6)	140
Literary/cultural groups	20.6% (29)	73.8% (104)	5.7% (8)	141
Church retreats	36.0% (49)	61.8% (84)	2.2% (3)	136
Groups and classes that explore marriage, the family and parenting issues	35.3% (48)	62.5% (85)	2.2% (3)	136
Singles group	11.1% (15)	87.4% (118)	1.5% (2)	135
Divorce support group	17.2% (22)	78.1% (100)	4.7% (6)	128
Men's group	16.3% (21)	80.6% (104)	3.1% (4)	129
Women's group	26.7% (35)	70.2% (92)	3.1% (4)	131
Gay/lesbian groups	12.0% (15)	79.2% (99)	8.8% (11)	125
Classes dealing with healing	34.8% (48)	59.4% (82)	5.8% (8)	138
Classes to develop licensed Unity teachers	38.1% (48)	61.1% (77)	0.8% (1)	126
Adult Sunday School	35.0% (48)	59.9% (82)	5.1% (7)	137
			answered question	146

83. When you attend functions at UCT (excluding Sunday Services), which are the BEST and WORST times for you? (Choose up to 3 BEST times and up to 3 WORST times.)

	Best time	Worst time	Rating Average	Response Count
Weekend retreat	61.3% (46)	38.7% (29)	1.61	75
Saturday morning	58.8% (57)	41.2% (40)	1.59	97
Saturday afternoon	60.0% (51)	40.0% (34)	1.60	85
Saturday evening	26.5% (18)	73.5% (50)	1.26	68
Weekday morning	22.5% (23)	77.5% (79)	1.23	102
Weekday afternoon	16.7% (15)	83.3% (75)	1.17	90
Weekday evening	65.7% (65)	34.3% (34)	1.66	99
Sunday morning	89.4% (76)	10.6% (9)	1.89	85
Sunday afternoon	73.4% (58)	26.6% (21)	1.73	79
Sunday evening	39.7% (31)	60.3% (47)	1.40	78
	answered question			143
	skipped question			23







84. HOW MANY children do you have in these age brackets?

	1	2	3	4 or more	N/A	Rating Average	Response Count
Age 0 - 4	3.8% (4)	1.0% (1)	0.0% (0)	0.0% (0)	95.2% (99)	1.20	104
Age 5 - 12	7.1% (8)	6.2% (7)	0.0% (0)	0.0% (0)	86.7% (98)	1.47	113
Age 13 - 18	11.3% (13)	4.3% (5)	1.7% (2)	0.0% (0)	82.6% (95)	1.45	115
Age 19 - over	10.6% (12)	8.8% (10)	1.8% (2)	2.7% (3)	76.1% (86)	1.85	113
	answered question						142
	skipped question						24

85. If you have children, HOW OFTEN DO THEY PARTICIPATE in the youth ed program?

	often	occasionally	never	Response Count
Age 0 - 4	0.0% (0)	13.3% (2)	86.7% (13)	15
Age 5 - 12	47.8% (11)	17.4% (4)	34.8% (8)	23
Age 13 - 18	25.9% (7)	11.1% (3)	63.0% (17)	27
Age 19 - over	7.1% (2)	0.0% (0)	92.9% (26)	28
	answered question			59
	skipped question			107

86. Do you volunteer in the Youth Ed program? (check all that apply)

	Response Percent	Response Count
in the nursery 	0.8%	1
as a teacher 	5.5%	7
as a classroom assistant 	4.7%	6
as a mentor 	0.8%	1
as an assistant to the Youth Ed director 	0.8%	1
not a volunteer 	89.0%	113
Other (please specify)		8
	answered question	127
	skipped question	39





87. What time would you prefer for Sunday Youth Ed classes are held? (check all that apply)

		Response Percent	Response Count
I have no preference		68.8%	77
I prefer 11:00 a.m.		19.6%	22
I prefer 10:30 a.m.		1.8%	2
I prefer 10:00 a.m.		10.7%	12
I prefer 9:30 a.m.		0.0%	0
I prefer 9:00 a.m.		2.7%	3
Other (please specify)			3
		answered question	112
		skipped question	54






88. The leadership and management of the Youth Ed program

		Response Percent	Response Count
Very satisfied		13.6%	17
Satisfied		32.0%	40
Unsatisfied		1.6%	2
Very unsatisfied		1.6%	2
Don't know		51.2%	64
		answered question	125
		skipped question	41





89. The training provided to teachers and assistants

		Response Percent	Response Count
Very satisfied		7.2%	9
Satisfied		13.6%	17
Unsatisfied		4.0%	5
Very unsatisfied		0.0%	0
Don't know		75.2%	94
		answered question	125
		skipped question	41






90. Safety and supervision of the youth during Sunday class times

		Response Percent	Response Count
Very satisfied		7.1%	9
Satisfied		28.6%	36
Unsatisfied		2.4%	3
Very unsatisfied		0.8%	1
Don't know		61.1%	77
		answered question	126
		skipped question	40






91. Quality and safety of nursery care

		Response Percent	Response Count
Very satisfied		7.3%	9
Satisfied		17.7%	22
Unsatisfied		1.6%	2
Very unsatisfied		0.0%	0
Don't know		73.4%	91
		answered question	124
		skipped question	42




92. Educating the youth about Unity principles and values

		Response Percent	Response Count
Very satisfied		11.4%	14
Satisfied		26.0%	32
Unsatisfied		5.7%	7
Very unsatisfied		1.6%	2
Don't know		55.3%	68
		<i>answered question</i>	123
		<i>skipped question</i>	43






93. Helping older youth clarify their values and beliefs as part of an open exploration of faith

		Response Percent	Response Count
Very satisfied		7.9%	10
Satisfied		16.7%	21
Unsatisfied		4.8%	6
Very unsatisfied		3.2%	4
Don't know		67.5%	85
		<i>answered question</i>	126
		<i>skipped question</i>	40






94. Assuring the youth that they are loved by God and by the church

		Response Percent	Response Count
Very satisfied		23.6%	30
Satisfied		37.8%	48
Unsatisfied		0.0%	0
Very unsatisfied		0.0%	0
Don't know		38.6%	49
		<i>answered question</i>	127
		<i>skipped question</i>	39






95. Developing in the youth a sense that God's love includes respect for and service to others

		Response Percent	Response Count
Very satisfied		12.9%	16
Satisfied		28.2%	35
Unsatisfied		3.2%	4
Very unsatisfied		0.8%	1
Don't know		54.8%	68
<i>answered question</i>			124
<i>skipped question</i>			42





96. Programs that involve the youth in serving others

		Response Percent	Response Count
Very satisfied		6.4%	8
Satisfied		27.0%	34
Unsatisfied		6.4%	8
Very unsatisfied		2.4%	3
Don't know		57.9%	73
<i>answered question</i>			126
<i>skipped question</i>			40






97. Offering fellowship activities that COMBINE age groups

		Response Percent	Response Count
Very satisfied		7.1%	9
Satisfied		23.8%	30
Unsatisfied		5.6%	7
Very unsatisfied		0.8%	1
Don't know		62.7%	79
<i>answered question</i>			126
<i>skipped question</i>			40





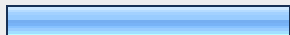
98. Offering fellowship activities for SPECIFIC age groups

		Response Percent	Response Count
Very satisfied		6.5%	8
Satisfied		25.0%	31
Unsatisfied		7.3%	9
Very unsatisfied		0.0%	0
Don't know		61.3%	76
		answered question	124
		skipped question	42






99. Having the youth ATTEND the Sunday service

		Response Percent	Response Count
Very satisfied		9.6%	12
Satisfied		40.0%	50
Unsatisfied		12.0%	15
Very unsatisfied		0.8%	1
Don't know		37.6%	47
		answered question	125
		skipped question	41

100. Having the youth PARTICIPATE in the Sunday service

		Response Percent	Response Count
Very satisfied		9.5%	12
Satisfied		50.8%	64
Unsatisfied		7.9%	10
Very unsatisfied		0.8%	1
Don't know		31.0%	39
		answered question	126
		skipped question	40

101. Youth choirs or other kinds of musical groups

		Response Percent	Response Count
Very satisfied		4.0%	5
Satisfied		18.4%	23
Unsatisfied		23.2%	29
Very unsatisfied		4.8%	6
Don't know		49.6%	62
answered question			125
skipped question			41

102. Please assess the following in terms of SIZE.

	Excellent	Adequate	Needs attention in future	Needs immediate attention	Rating Average	Response Count
Sanctuary	70.3% (97)	29.0% (40)	0.7% (1)	0.0% (0)	3.70	138
Educational space	24.0% (30)	53.6% (67)	16.8% (21)	5.6% (7)	2.96	125
Fellowship space	18.5% (25)	43.0% (58)	29.6% (40)	8.9% (12)	2.71	135
Office space	13.4% (15)	63.4% (71)	21.4% (24)	1.8% (2)	2.88	112
Parking	13.0% (18)	58.0% (80)	19.6% (27)	9.4% (13)	2.75	138
Kitchen	10.7% (13)	45.5% (55)	33.9% (41)	9.9% (12)	2.57	121
Bookstore	22.5% (29)	59.7% (77)	12.4% (16)	5.4% (7)	2.99	129
Music space	26.3% (30)	63.2% (72)	6.1% (7)	4.4% (5)	3.11	114
Meditation space	22.8% (28)	60.2% (74)	13.8% (17)	3.3% (4)	3.02	123
answered question						142
skipped question						24

103. Please assess the following in terms of GENERAL CONDITION.

	Excellent	Adequate	Needs attention in future	Needs immediate attention	Rating Average	Response Count
Sanctuary	45.9% (61)	38.3% (51)	11.3% (15)	4.5% (6)	3.26	133
Educational space	20.7% (24)	69.0% (80)	9.5% (11)	0.9% (1)	3.09	116
Fellowship space	18.9% (24)	60.6% (77)	16.5% (21)	3.9% (5)	2.94	127
Office space	15.7% (17)	67.6% (73)	15.7% (17)	0.9% (1)	2.98	108
Parking	16.5% (21)	61.4% (78)	14.2% (18)	7.9% (10)	2.87	127
Kitchen	19.2% (23)	45.8% (55)	26.7% (32)	8.3% (10)	2.76	120
Bookstore	22.0% (28)	66.1% (84)	9.4% (12)	2.4% (3)	3.08	127
Music space	22.3% (25)	66.1% (74)	9.8% (11)	1.8% (2)	3.09	112
Meditation space	22.2% (26)	69.2% (81)	6.8% (8)	1.7% (2)	3.12	117
	answered question					135
	skipped question					31


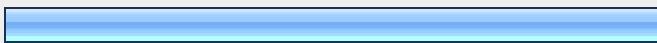
104. Please assess the following in terms of EFFECTIVENESS.

	Excellent	Adequate	Needs attention in future	Needs immediate attention	Rating Average	Response Count
Sanctuary	49.6% (65)	43.5% (57)	3.1% (4)	3.8% (5)	3.39	131
Educational space	21.7% (25)	66.1% (76)	10.4% (12)	1.7% (2)	3.08	115
Fellowship space	22.0% (28)	47.2% (60)	26.0% (33)	4.7% (6)	2.87	127
Office space	11.9% (13)	73.4% (80)	13.8% (15)	0.9% (1)	2.96	109
Parking	15.2% (19)	60.8% (76)	16.0% (20)	8.0% (10)	2.83	125
Kitchen	12.5% (15)	50.8% (61)	28.3% (34)	8.3% (10)	2.68	120
Bookstore	25.2% (32)	59.8% (76)	12.6% (16)	2.4% (3)	3.08	127
Music space	23.7% (27)	66.7% (76)	7.9% (9)	1.8% (2)	3.12	114
Meditation space	21.9% (25)	66.7% (76)	8.8% (10)	2.6% (3)	3.08	114
	answered question					134
	skipped question					32







105. Please assess the following in terms of AESTHETIC APPEAL.

	Excellent	Adequate	Needs attention in future	Needs immediate attention	Rating Average	Response Count
Sanctuary	64.0% (87)	26.5% (36)	6.6% (9)	2.9% (4)	3.51	136
Educational space	17.8% (21)	66.1% (78)	13.6% (16)	2.5% (3)	2.99	118
Fellowship space	23.3% (30)	50.4% (65)	22.5% (29)	3.9% (5)	2.93	129
Office space	15.0% (17)	69.0% (78)	13.3% (15)	2.7% (3)	2.96	113
Parking	17.7% (22)	67.7% (84)	8.9% (11)	5.6% (7)	2.98	124
Kitchen	12.9% (15)	57.8% (67)	23.3% (27)	6.0% (7)	2.78	116
Bookstore	22.5% (29)	58.9% (76)	15.5% (20)	3.1% (4)	3.01	129
Music space	18.4% (21)	71.1% (81)	7.9% (9)	2.6% (3)	3.05	114
Meditation space	22.7% (27)	59.7% (71)	15.1% (18)	2.5% (3)	3.03	119
	<i>answered question</i>					138
	<i>skipped question</i>					28






106. Gender?

		Response Percent	Response Count
Male		29.8%	42
Female		70.2%	99
	<i>answered question</i>		141
	<i>skipped question</i>		25






107. Age?

		Response Percent	Response Count
Under 20		0.0%	0
20-24		0.7%	1
25-34		2.1%	3
35-44		11.9%	17
45-54		40.6%	58
55-64		35.7%	51
65-74		9.1%	13
75 or other		0.0%	0
		answered question	143
		skipped question	23






108. Racial/Ethnic background?

		Response Percent	Response Count
Caucasian/white		92.2%	130
African-American		5.0%	7
Mixed		1.4%	2
Pacific Islander		0.0%	0
Latino		0.7%	1
Native American		0.0%	0
Asian		0.7%	1
		answered question	141
		skipped question	25



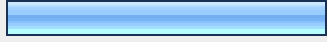
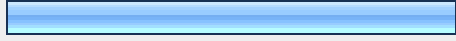
109. Marital status?

		Response Percent	Response Count
Single, never married		9.2%	13
Living in committed relationship		5.7%	8
Married		49.7%	70
Widowed		1.4%	2
Separated or divorced		34.0%	48
		<i>answered question</i>	141
		<i>skipped question</i>	25






110. Which best describes your current household?

		Response Percent	Response Count
One person		32.4%	46
A couple without children		33.8%	48
One adult with child/children		5.6%	8
Two or more adults with child/children		21.1%	30
Several adults living in same household		7.0%	10
		<i>answered question</i>	142
		<i>skipped question</i>	24












111. What is your highest level of formal education?

		Response Percent	Response Count
Less than high school graduate		0.0%	0
High school graduate		0.7%	1
Some college, trade or vocational school		16.2%	23
College degree		34.5%	49
Post graduate work or degree		48.6%	69
	answered question		142
	skipped question		24

112. How many years have you lived in this general area?

		Response Percent	Response Count
One year or less		6.3%	9
2-4 years		7.0%	10
5-9 years		16.9%	24
10-19 years		31.0%	44
20 years or more		38.7%	55
	answered question		142
	skipped question		24

113. In what denomination were you reared? If you were involved with more than one denomination when you were growing up, with which one did you have the greatest identification?

		Response Percent	Response Count
Baptist		16.8%	22
Disciples of Christ		0.0%	0
Episcopal		8.4%	11
Lutheran		3.8%	5
Methodist		19.9%	26
Presbyterian		10.7%	14
United Church of Christ		2.3%	3
Other Protestant		6.9%	9
Jewish		3.8%	5
Muslin		0.0%	0
Hindu		0.8%	1
Buddhist		0.0%	0
Unity		0.8%	1
Roman Catholic		26.0%	34
Unitarian/Universalist		0.0%	0
Other (please specify)			12
		<i>answered question</i>	131
		<i>skipped question</i>	35






114. What brought you back to UCT after your first visit? Select all that apply.

		Response Percent	Response Count
The minister		67.4%	95
I feel at home		63.8%	90
Fellowship		39.0%	55
My friends are here		11.4%	16
Unity principles		48.9%	69
Message resonates with my beliefs		74.5%	105
Adult education program		10.6%	15
Youth education program		6.4%	9
Music program		45.4%	64
Service style		44.7%	63
Small groups		6.4%	9
Volunteer opportunities		11.4%	16
Location		17.7%	25
	Other (please specify)		14
		answered question	141
		skipped question	25






115. How often do you spend in private devotional activities such as prayer, meditation, reading the Bible or other spiritual books?

		Response Percent	Response Count
Daily		43.8%	63
Few times a week		36.1%	52
Once a month		2.1%	3
Few times a month		13.2%	19
Seldom or never		4.9%	7
		answered question	144
		skipped question	22






116. How often do you use the Web at home or at your office?

		Response Percent	Response Count
Daily		80.0%	116
Few times a week		13.8%	20
Once a month		0.7%	1
Few times a month		4.1%	6
Seldom or never		1.4%	2
answered question			145
skipped question			21






117. How often do you use email?

		Response Percent	Response Count
Daily		83.5%	121
Few times a week		11.0%	16
Once a month		1.4%	2
Few times a month		2.8%	4
Seldom or never		1.4%	2
answered question			145
skipped question			21

118. How often do you look at spiritual or religious Internet sites?

		Response Percent	Response Count
Daily		11.1%	16
Few times a week		22.9%	33
Once a month		13.2%	19
Few times a month		7.6%	11
Seldom or never		45.1%	65
answered question			144
skipped question			22

119. How often do you volunteer your time in social service?

		Response Percent	Response Count
Daily		5.7%	8
Few times a week		23.4%	33
Once a month		17.0%	24
Few times a month		27.0%	38
Seldom or never		27.0%	38
		<i>answered question</i>	141
		<i>skipped question</i>	25